

2N3904

Silicon NPN Epitaxial
General Purpose Amplifier

REA03G0001-0200Z

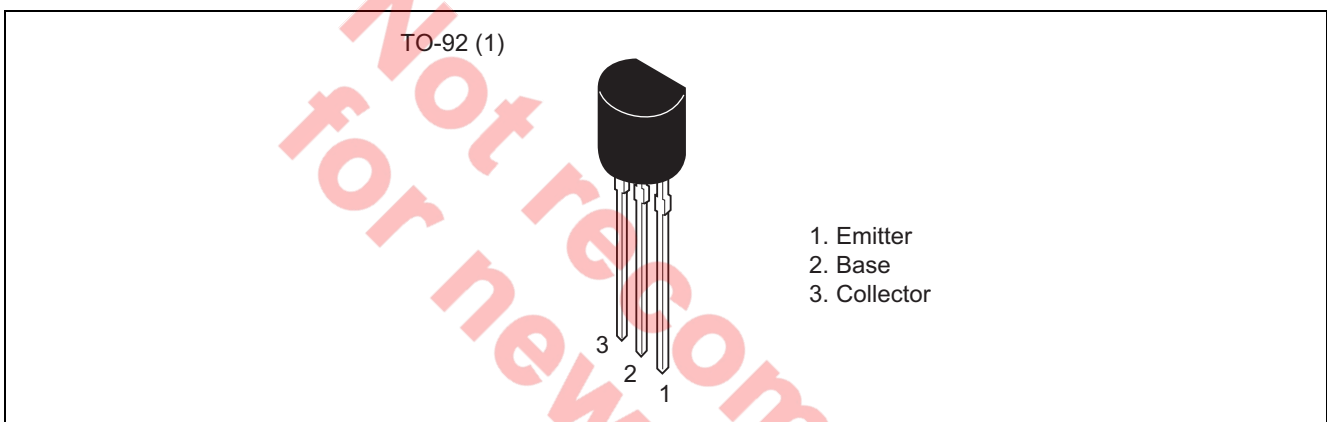
Rev.2.00

Jul.22.2004

Features

- Low saturation voltage
- General purpose amplifier and switching
- The useful dynamic range extends to 100mA as a switch and to 100MHz as an amplifier

Outline



Absolute Maximum Ratings

(Ta = 25°C)

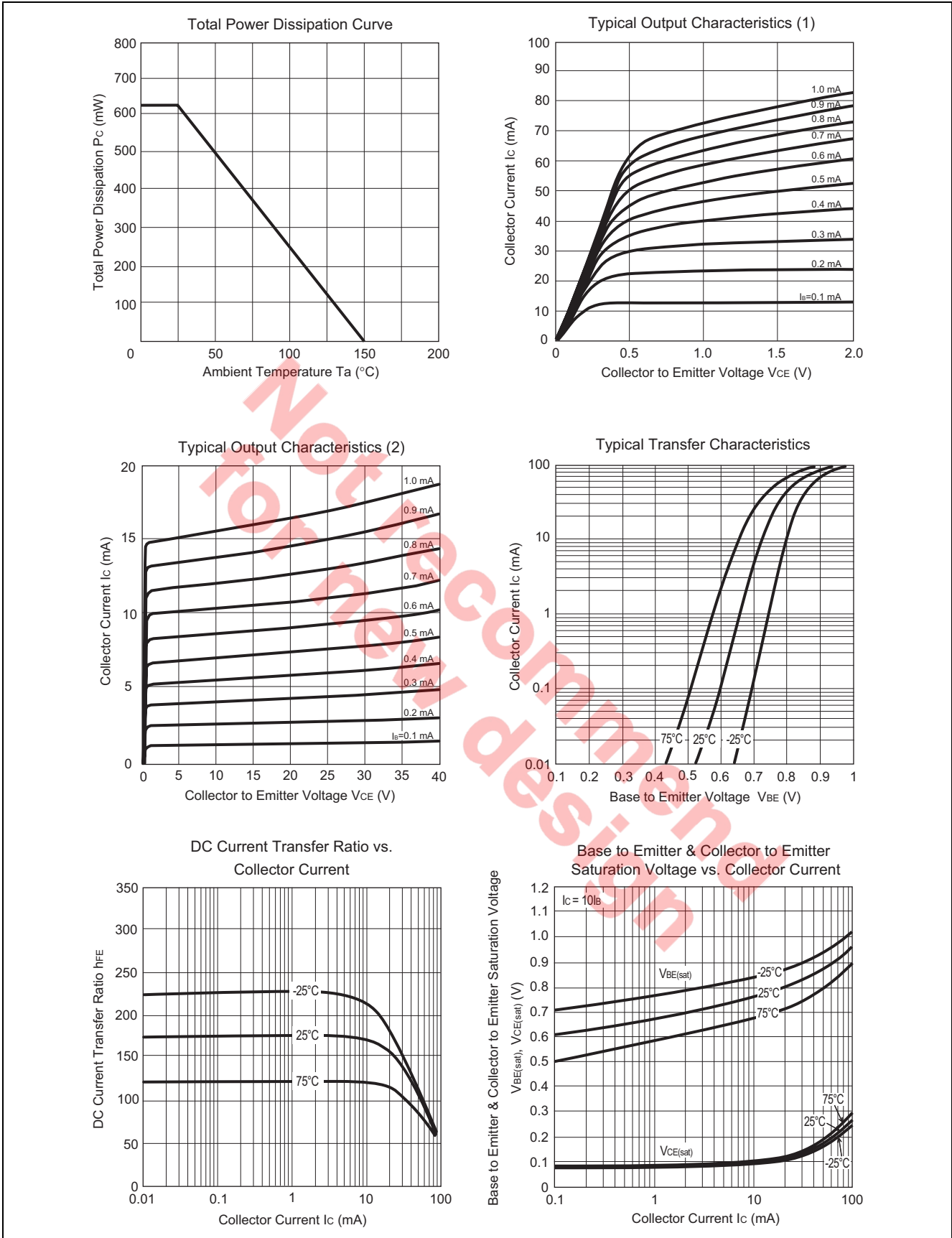
Item	Symbol	Ratings	Unit
Collector to base voltage	V_{CBO}	60	V
Collector to emitter voltage	V_{CEO}	40	V
Emitter to base voltage	V_{EBO}	6	V
Collector current	I_C	200	mA
Total power dissipation	P_C	625	mW
Junction temperature	T_j	150	°C
Storage temperature	T_{stg}	-55 to +150	°C

Electrical Characteristics

(Ta = 25°C)

Item	Symbol	Min	Typ	Max	Unit	Test Conditions
Collector to base breakdown voltage	$V_{(BR)CBO}$	60	—	—	V	$I_C = 10 \mu A, I_E = 0$
Collector to emitter breakdown voltage	$V_{(BR)CEO}$	40	—	—	V	$I_C = 1 mA, R_{BE} = \infty$
Emitter to base breakdown voltage	$V_{(BR)EBO}$	6	—	—	V	$I_E = 10 \mu A, I_C = 0$
Base cutoff current	I_{BL}	—	—	50	nA	$V_{CE} = 30 V, V_{EB} = 3 V$
Collector cutoff current	I_{CEX}	—	—	50	nA	$V_{CE} = 30 V, V_{EB} = 3 V$
DC current transfer ratio	h_{FE}	40	—	—	—	$V_{CE} = 1 V, I_C = 100 \mu A$
		70	—	—	—	$V_{CE} = 1 V, I_C = 1 mA$
		100	—	300	—	$V_{CE} = 1 V, I_C = 10 mA$
		60	—	—	—	$V_{CE} = 1 V, I_B = 50 mA$
		30	—	—	—	$V_{CE} = 1 V, I_B = 100 mA$
Collector to emitter saturation voltage	$V_{CE(sat)}$	—	—	0.2	V	$I_C = 10 mA, I_B = 1 mA$
		—	—	0.3	V	$I_C = 50 mA, I_B = 5 mA$
Base to emitter saturation voltage	$V_{BE(sat)}$	0.65	—	0.85	V	$I_C = 10 mA, I_B = 1 mA$
		—	—	0.95	V	$I_C = 50 mA, I_B = 5 mA$
Gain bandwidth product	f_T	—	540	—	MHz	$V_{CE} = 20 V, I_C = 10 mA$
Collector output capacitance	C_{ob}	—	1.9	—	pF	$V_{CE} = 5 V, I_E = 0, f = 1 MHz$
Collector input capacitance	C_{ib}	—	5.9	—	pF	$V_{CE} = 0.5 V, I_E = 0, f = 1 MHz$
Noise figure	NF	—	1.0	—	dB	$V_{CE} = 5 V, I_C = 0.1 mA, f = 1 MHz, R_g = 1 k\Omega$

Main Characteristics



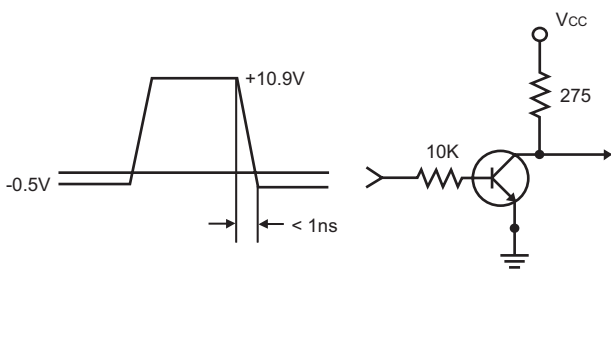
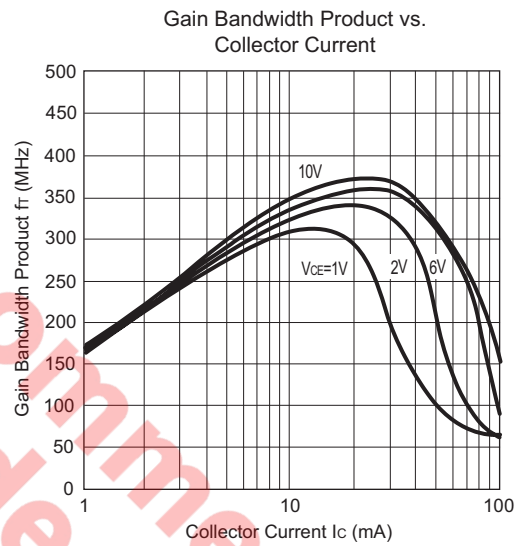
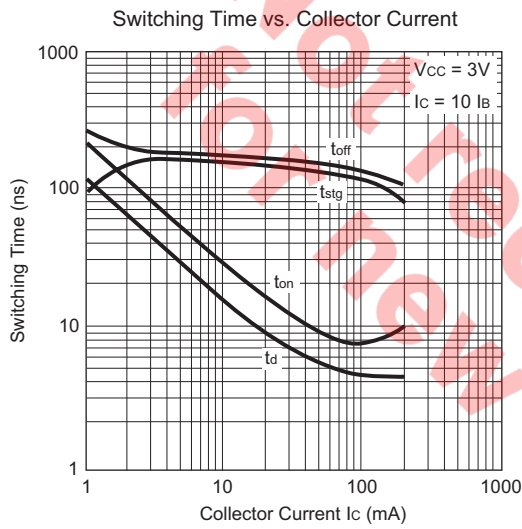
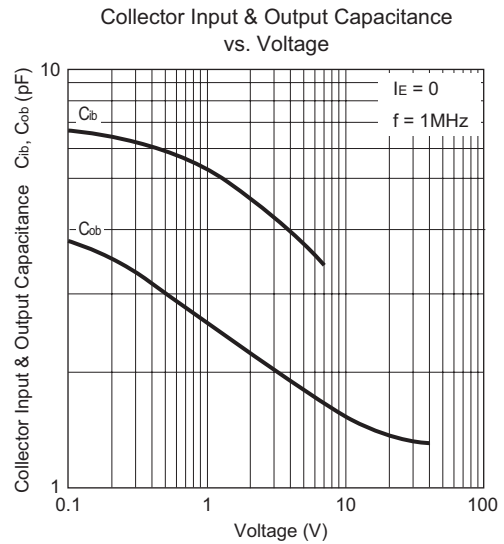
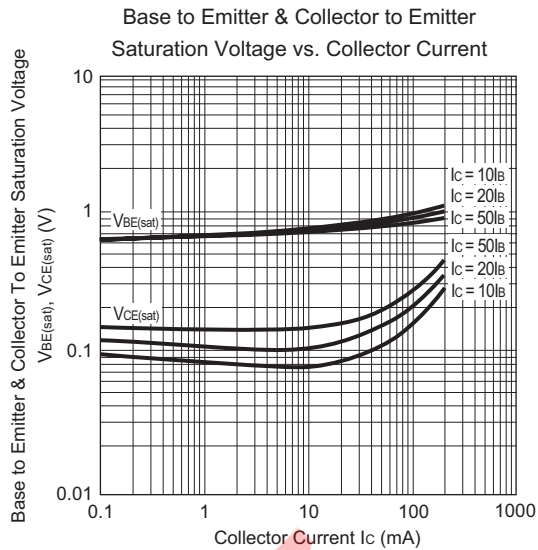


Figure 1 Delay and rise time equivalent test circuit

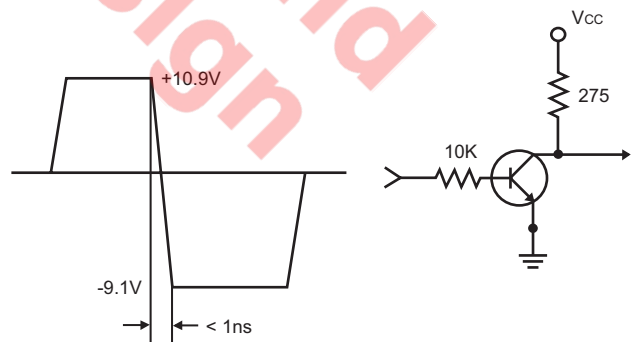
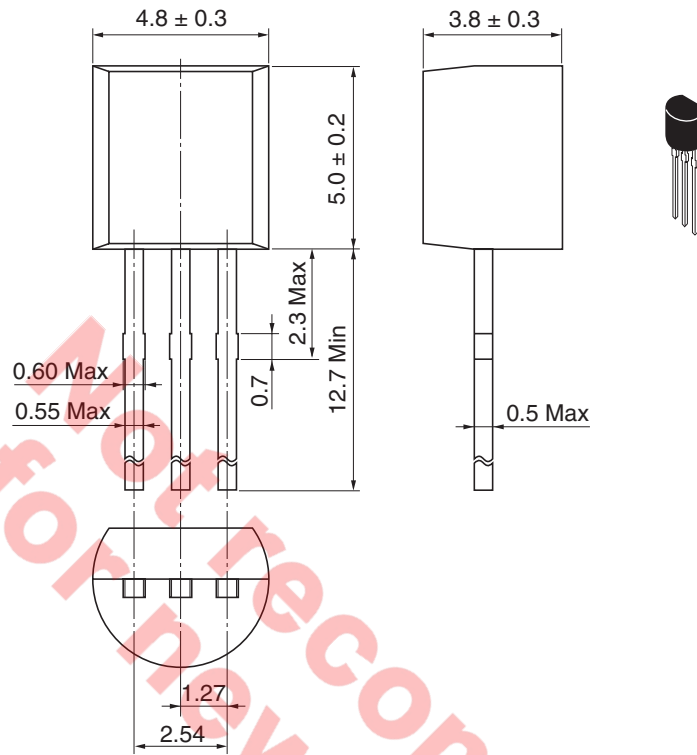


Figure 2 Storage and fall time equivalent test circuit

Package Dimensions

As of January, 2003
Unit: mm



Package Code	TO-92 (1)
JEDEC	Conforms
JEITA	Conforms
Mass (reference value)	0.25 g

Ordering Information

Part Name	Quantity	Shipping Container
2N3904	2500pcs	Radial Taping (Hold Box)

Note: For some grades, production may be terminated. Please contact the Renesas sales office to check the state of production before ordering the product.

Renesas Technology Corp. Sales Strategic Planning Div. Nippon Bldg., 2-6-2, Ohte-machi, Chiyoda-ku, Tokyo 100-0004, Japan

Keep safety first in your circuit designs!

1. Renesas Technology Corp. puts the maximum effort into making semiconductor products better and more reliable, but there is always the possibility that trouble may occur with them. Trouble with semiconductors may lead to personal injury, fire or property damage. Remember to give due consideration to safety when making your circuit designs, with appropriate measures such as (i) placement of substitutive, auxiliary circuits, (ii) use of nonflammable material or (iii) prevention against any malfunction or mishap.

Notes regarding these materials

1. These materials are intended as a reference to assist our customers in the selection of the Renesas Technology Corp. product best suited to the customer's application; they do not convey any license under any intellectual property rights, or any other rights, belonging to Renesas Technology Corp. or a third party.
 2. Renesas Technology Corp. assumes no responsibility for any damage, or infringement of any third-party's rights, originating in the use of any product data, diagrams, charts, programs, algorithms, or circuit application examples contained in these materials.
 3. All information contained in these materials, including product data, diagrams, charts, programs and algorithms represents information on products at the time of publication of these materials, and are subject to change by Renesas Technology Corp. without notice due to product improvements or other reasons. It is therefore recommended that customers contact Renesas Technology Corp. or an authorized Renesas Technology Corp. product distributor for the latest product information before purchasing a product listed herein.
The information described here may contain technical inaccuracies or typographical errors.
Renesas Technology Corp. assumes no responsibility for any damage, liability, or other loss rising from these inaccuracies or errors.
Please also pay attention to information published by Renesas Technology Corp. by various means, including the Renesas Technology Corp. Semiconductor home page (<http://www.renesas.com>).
 4. When using any or all of the information contained in these materials, including product data, diagrams, charts, programs, and algorithms, please be sure to evaluate all information as a total system before making a final decision on the applicability of the information and products. Renesas Technology Corp. assumes no responsibility for any damage, liability or other loss resulting from the information contained herein.
 5. Renesas Technology Corp. semiconductors are not designed or manufactured for use in a device or system that is used under circumstances in which human life is potentially at stake. Please contact Renesas Technology Corp. or an authorized Renesas Technology Corp. product distributor when considering the use of a product contained herein for any specific purposes, such as apparatus or systems for transportation, vehicular, medical, aerospace, nuclear, or undersea repeater use.
 6. The prior written approval of Renesas Technology Corp. is necessary to reprint or reproduce in whole or in part these materials.
 7. If these products or technologies are subject to the Japanese export control restrictions, they must be exported under a license from the Japanese government and cannot be imported into a country other than the approved destination.
Any diversion or reexport contrary to the export control laws and regulations of Japan and/or the country of destination is prohibited.
 8. Please contact Renesas Technology Corp. for further details on these materials or the products contained therein.
-



RENESAS SALES OFFICES

<http://www.renesas.com>

Renesas Technology America, Inc.

450 Holger Way, San Jose, CA 95134-1368, U.S.A
Tel: <1> (408) 382-7500 Fax: <1> (408) 382-7501

Renesas Technology Europe Limited.

Dukes Meadow, Millboard Road, Bourne End, Buckinghamshire, SL8 5FH, United Kingdom
Tel: <44> (1628) 585 100, Fax: <44> (1628) 585 900

Renesas Technology Europe GmbH

Dornacher Str. 3, D-85622 Feldkirchen, Germany
Tel: <49> (89) 380 70 0, Fax: <49> (89) 929 30 11

Renesas Technology Hong Kong Ltd.

7/F., North Tower, World Finance Centre, Harbour City, Canton Road, Hong Kong
Tel: <852> 2265-6688, Fax: <852> 2375-6836

Renesas Technology Taiwan Co., Ltd.

FL 10, #99, Fu-Hsing N. Rd., Taipei, Taiwan
Tel: <886> (2) 2715-2888, Fax: <886> (2) 2713-2999

Renesas Technology (Shanghai) Co., Ltd.

26/F., Ruijin Building, No.205 Maoming Road (S), Shanghai 200020, China
Tel: <86> (21) 6472-1001, Fax: <86> (21) 6415-2952

Renesas Technology Singapore Pte. Ltd.

1, Harbour Front Avenue, #06-10, Keppel Bay Tower, Singapore 098632
Tel: <65> 6213-0200, Fax: <65> 6278-8001