


# Plastic Medium Power Silicon PNP Transistor

... for amplifier and switching applications. Complementary types are BD437 and BD441.

**BD438**  
**BD440**  
**BD442**

**4.0 AMPERES**  
**POWER TRANSISTORS**  
**PNP SILICON**



**CASE 77-08**  
**TO-225AA TYPE**

## MAXIMUM RATINGS

Rating	Symbol	Value	Unit
Collector-Emitter Voltage BD438 BD440 BD442	$V_{CEO}$	45 60 80	Vdc
Collector-Base Voltage BD438 BD440 BD442	$V_{CBO}$	45 60 80	Vdc
Emitter-Base Voltage	$V_{EBO}$	5.0	Vdc
Collector Current	$I_C$	4.0	Adc
Base Current	$I_B$	1.0	Adc
Total Device Dissipation @ $T_C = 25^\circ\text{C}$ Derate above $25^\circ\text{C}$	$P_D$	36 288	Watts W/ $^\circ\text{C}$
Operating and Storage Junction Temperature Range	$T_J, T_{stg}$	-55 to +150	$^\circ\text{C}$

## THERMAL CHARACTERISTICS

Characteristic	Symbol	Max	Unit
Thermal Resistance, Junction to Case	$\theta_{JC}$	3.5	$^\circ\text{C}/\text{W}$

**BD438 BD440 BD442**
**ELECTRICAL CHARACTERISTICS** ( $T_C = 25^\circ\text{C}$  unless otherwise noted)

Characteristic		Symbol	Min	Typ	Max	Unit
Collector–Emitter Breakdown Voltage ( $I_C = 100\text{ mA}$ , $I_B = 0$ )	BD438 BD440 BD442	$V_{(BR)CEO}$	45 60 80	— — —	— — —	Vdc
Collector–Base Breakdown Voltage ( $I_C = 100\ \mu\text{A}$ , $I_B = 0$ )	BD438 BD440 BD442	$V_{(BR)CBO}$	45 60 80	— — —	— — —	Vdc
Emitter–Base Breakdown Voltage ( $I_E = 100\ \mu\text{A}$ , $I_C = 0$ )		$V_{(BR)EBO}$	5.0	—	—	Vdc
Collector Cutoff Current ( $V_{CB} = 45\text{ V}$ , $I_E = 0$ ) ( $V_{CB} = 60\text{ V}$ , $I_E = 0$ ) ( $V_{CB} = 80\text{ V}$ , $I_E = 0$ )	BD438 BD440 BD442	$I_{CBO}$	— — —	— — —	0.1 0.1 0.1	mAdc
Emitter Cutoff Current ( $V_{EB} = 5.0\text{ V}$ )		$I_{EBO}$	—	—	1.0	mAdc
DC Current Gain ( $I_C = 10\text{ mA}$ , $V_{CE} = 5.0\text{ V}$ )	BD438 BD440 BD442	$h_{FE}$	30 20 15	— — —	— — —	
DC Current Gain ( $I_C = 500\text{ mA}$ , $V_{CE} = 1.0\text{ V}$ )	BD438 BD440 BD442	$h_{FE}$	85 40 40	— — —	375 475 475	
DC Current Gain ( $I_C = 2.0\text{ A}$ , $V_{CE} = 1.0\text{ V}$ )	BD438 BD440 BD442	$h_{FE}$	40 25 15	— — —	— — —	
Collector Saturation Voltage ( $I_C = 3.0\text{ A}$ , $I_B = 0.3\text{ A}$ )	BD438 BD440 BD442	$V_{CE(sat)}$	— — —	— — —	0.7 0.8 0.8	Vdc
Base–Emitter On Voltage ( $I_C = 2.0\text{ A}$ , $V_{CE} = 1.0\text{ V}$ )	BD438 BD440/442	$V_{BE(ON)}$	— —	— —	1.1 1.5	Vdc
Current–Gain — Bandwidth Product ( $V_{CE} = 1.0\text{ V}$ , $I_C = 250\text{ mA}$ , $f = 1.0\text{ MHz}$ )		$f_T$	3.0	—	—	MHz

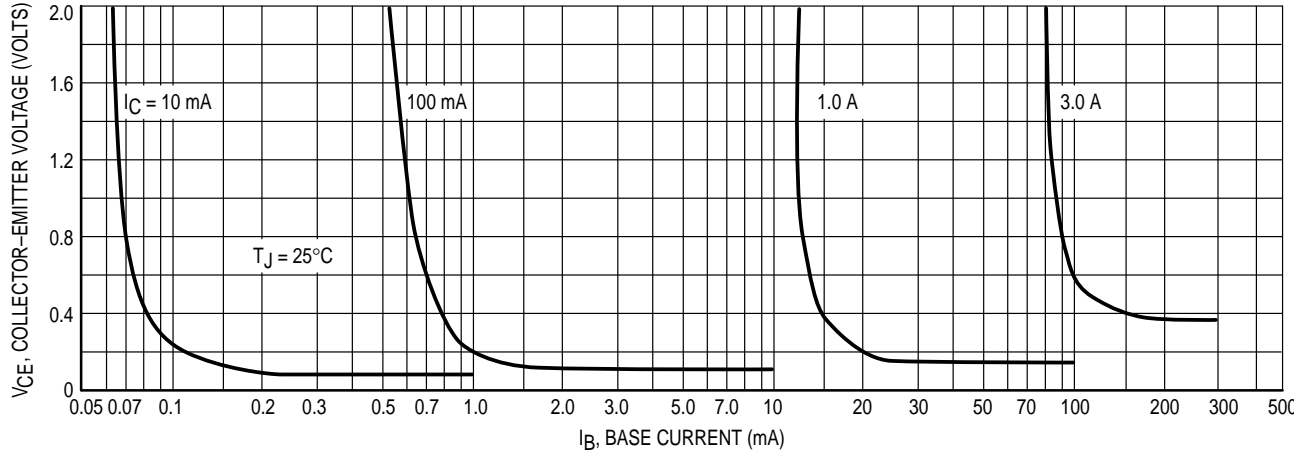


Figure 1. Collector Saturation Region

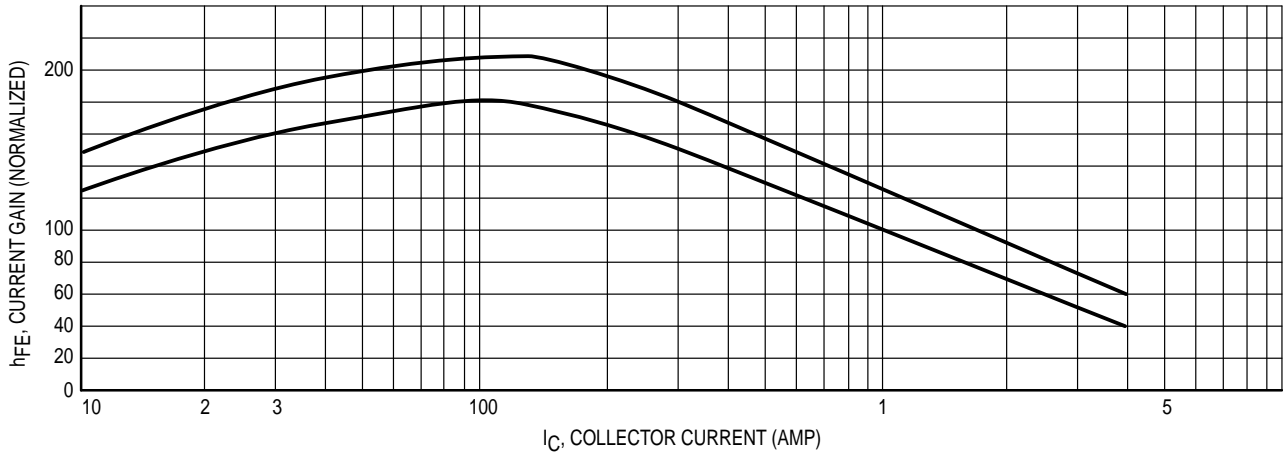


Figure 2. Current Gain

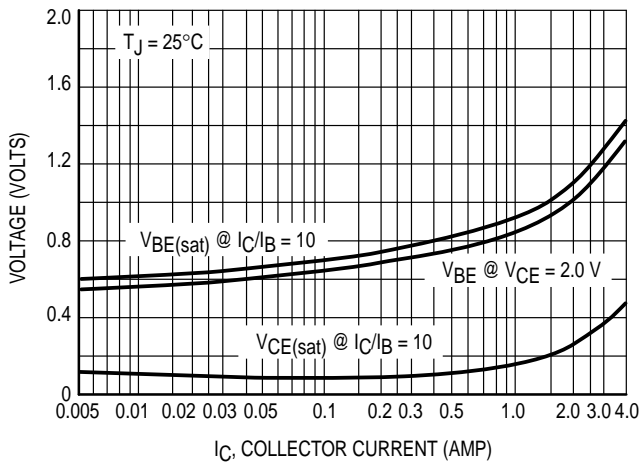


Figure 3. "On" Voltage

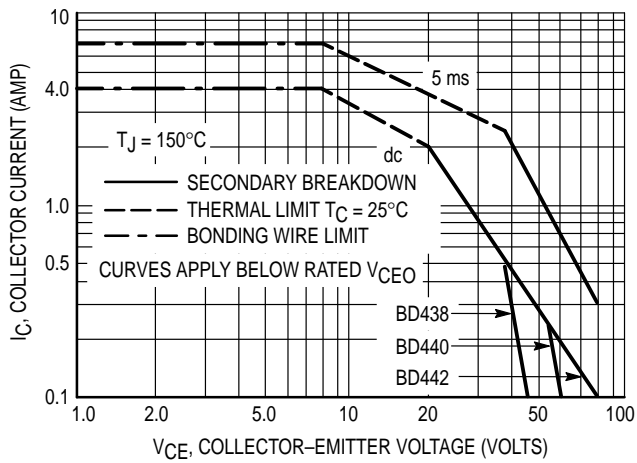
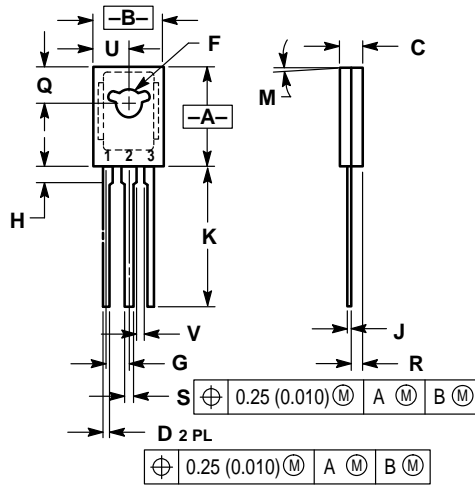


Figure 4. Active Region Safe Operating Area

PACKAGE DIMENSIONS



- NOTES:  
 1. DIMENSIONING AND TOLERANCING PER ANSI Y14.5M, 1982.  
 2. CONTROLLING DIMENSION: INCH.

DIM	INCHES		MILLIMETERS	
	MIN	MAX	MIN	MAX
A	0.425	0.435	10.80	11.04
B	0.295	0.305	7.50	7.74
C	0.095	0.105	2.42	2.66
D	0.020	0.026	0.51	0.66
F	0.115	0.130	2.93	3.30
G	0.094 BSC		2.39 BSC	
H	0.050	0.095	1.27	2.41
J	0.015	0.025	0.39	0.63
K	0.575	0.655	14.61	16.63
M	5° TYP		5° TYP	
Q	0.148	0.158	3.76	4.01
R	0.045	0.055	1.15	1.39
S	0.025	0.035	0.64	0.88
U	0.145	0.155	3.69	3.93
V	0.040	—	1.02	—

- STYLE 1:  
 PIN 1. EMITTER  
 2. COLLECTOR  
 3. BASE

CASE 77-08  
 TO-225AA TYPE  
 ISSUE V

Motorola reserves the right to make changes without further notice to any products herein. Motorola makes no warranty, representation or guarantee regarding the suitability of its products for any particular purpose, nor does Motorola assume any liability arising out of the application or use of any product or circuit, and specifically disclaims any and all liability, including without limitation consequential or incidental damages. "Typical" parameters can and do vary in different applications. All operating parameters, including "Typicals" must be validated for each customer application by customer's technical experts. Motorola does not convey any license under its patent rights nor the rights of others. Motorola products are not designed, intended, or authorized for use as components in systems intended for surgical implant into the body, or other applications intended to support or sustain life, or for any other application in which the failure of the Motorola product could create a situation where personal injury or death may occur. Should Buyer purchase or use Motorola products for any such unintended or unauthorized application, Buyer shall indemnify and hold Motorola and its officers, employees, subsidiaries, affiliates, and distributors harmless against all claims, costs, damages, and expenses, and reasonable attorney fees arising out of, directly or indirectly, any claim of personal injury or death associated with such unintended or unauthorized use, even if such claim alleges that Motorola was negligent regarding the design or manufacture of the part. Motorola and are registered trademarks of Motorola, Inc. Motorola, Inc. is an Equal Opportunity/Affirmative Action Employer.

How to reach us:  
**USA / EUROPE:** Motorola Literature Distribution;  
 P.O. Box 20912; Phoenix, Arizona 85036. 1-800-441-2447

**JAPAN:** Nippon Motorola Ltd.; Tatsumi-SPD-JLDC, Toshikatsu Otsuki,  
 6F Seibu-Butsuryu-Center, 3-14-2 Tatsumi Koto-Ku, Tokyo 135, Japan. 03-3521-8315

**MFAX:** RMFAX0@email.sps.mot.com - TOUCHTONE (602) 244-6609  
**INTERNET:** http://Design-NET.com

**HONG KONG:** Motorola Semiconductors H.K. Ltd.; 8B Tai Ping Industrial Park,  
 51 Ting Kok Road, Tai Po, N.T., Hong Kong. 852-26629298

