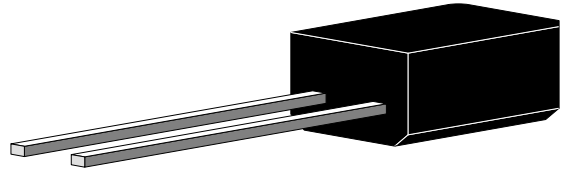


# Silicon PIN Photodiode

## Description

BPW82 is a high speed and high sensitive PIN photodiode in a flat side view plastic package. The epoxy package itself is an IR filter, spectrally matched to GaAs or GaAlAs IR emitters ( $\lambda_p \geq 800 \text{ nm}$ ). The large active area combined with a flat case gives a high sensitivity at a wide viewing angle.



## Features

- Large radiant sensitive area ( $A=7.5 \text{ mm}^2$ )
- Wide angle of half sensitivity  $\phi = \pm 65^\circ$
- High radiant sensitivity
- Fast response times
- Small junction capacitance
- Plastic case with IR filter
- Suitable for near infrared radiation
- Especially for GaAlAs emitters with  $\lambda_p=870\text{nm}$

94 8480

## Applications

High speed photo detector

## Absolute Maximum Ratings

$T_{\text{amb}} = 25^\circ\text{C}$

Parameter	Test Conditions	Symbol	Value	Unit
Reverse Voltage		$V_R$	60	V
Power Dissipation	$T_{\text{amb}} \leq 25^\circ\text{C}$	$P_V$	215	mW
Junction Temperature		$T_j$	100	$^\circ\text{C}$
Storage Temperature Range		$T_{\text{stg}}$	-55...+100	$^\circ\text{C}$
Soldering Temperature	$t \leq 5 \text{ s}$	$T_{\text{sd}}$	260	$^\circ\text{C}$
Thermal Resistance Junction/Ambient		$R_{\text{thJA}}$	350	K/W

**Basic Characteristics**

$T_{amb} = 25^{\circ}C$

Parameter	Test Conditions	Symbol	Min	Typ	Max	Unit
Breakdown Voltage	$I_R = 100 \mu A, E = 0$	$V_{(BR)}$	60			V
Reverse Dark Current	$V_R = 10 V, E = 0$	$I_{ro}$		2	30	nA
Diode Capacitance	$V_R = 0 V, f = 1 MHz, E = 0$	$C_D$		70		pF
	$V_R = 3 V, f = 1 MHz, E = 0$	$C_D$		25	40	pF
Open Circuit Voltage	$E_e = 1 mW/cm^2, \lambda = 870 nm$	$V_o$		350		mV
Short Circuit Current	$E_e = 1 mW/cm^2, \lambda = 870 nm$	$I_k$		38		$\mu A$
Reverse Light Current	$E_e = 1 mW/cm^2, \lambda = 870 nm, V_R = 5 V$	$I_{ra}$	43	45		$\mu A$
Angle of Half Sensitivity		$\phi$		$\pm 65$		deg
Wavelength of Peak Sensitivity		$\lambda_p$		950		nm
Range of Spectral Bandwidth		$\lambda_{0.5}$		790...1050		nm
Noise Equivalent Power	$V_R = 10 V, \lambda = 870 nm$	NEP		$4 \times 10^{-14}$		$W/\sqrt{Hz}$
Rise Time	$V_R = 10 V, R_L = 1k \Omega, \lambda = 820 nm$	$t_r$		100		ns
Fall Time	$V_R = 10 V, R_L = 1k \Omega, \lambda = 820 nm$	$t_f$		100		ns

**Typical Characteristics ( $T_{amb} = 25^{\circ}C$  unless otherwise specified)**

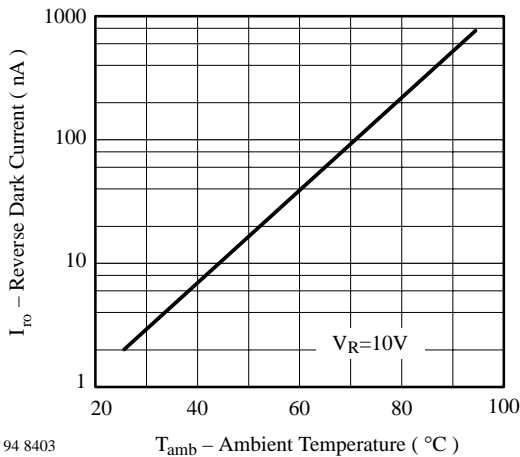


Figure 1. Reverse Dark Current vs. Ambient Temperature

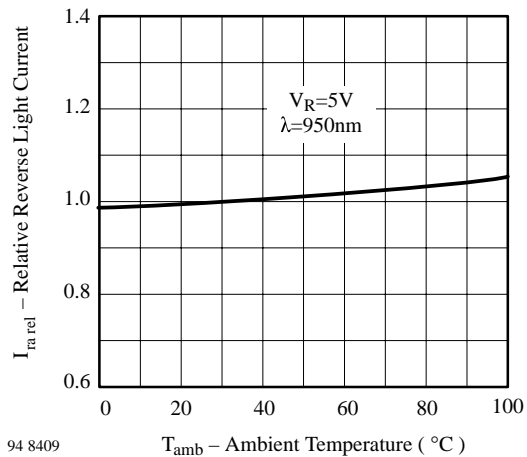
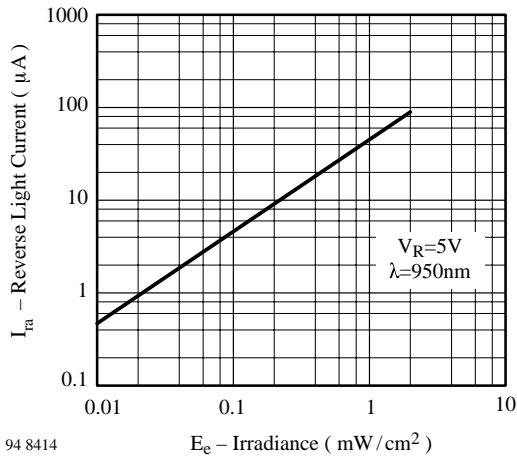
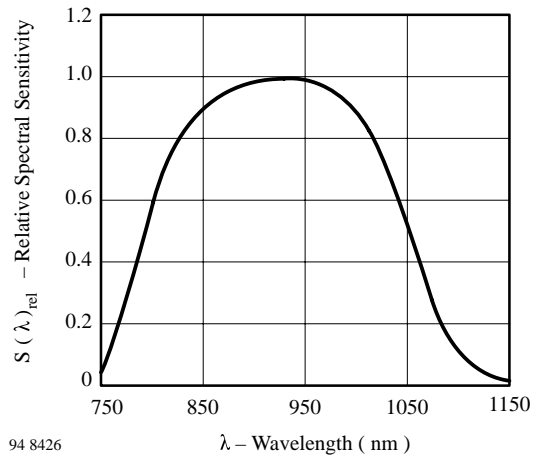


Figure 2. Relative Reverse Light Current vs. Ambient Temperature



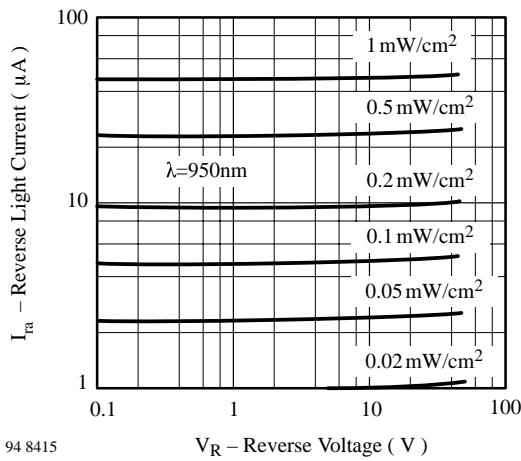
94 8414

Figure 3. Reverse Light Current vs. Irradiance



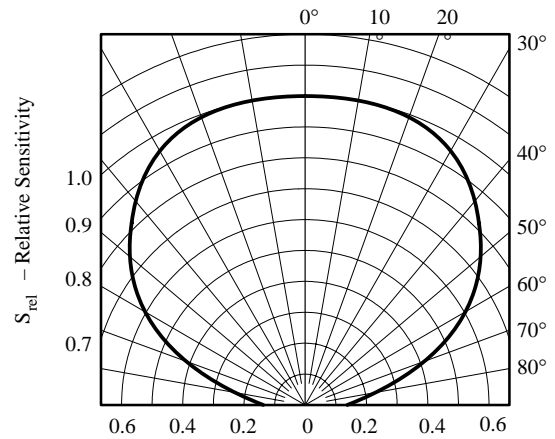
94 8426

Figure 6. Relative Spectral Sensitivity vs. Wavelength



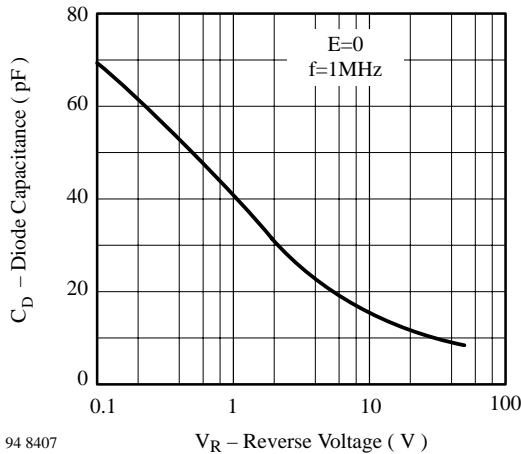
94 8415

Figure 4. Reverse Light Current vs. Reverse Voltage



94 8406

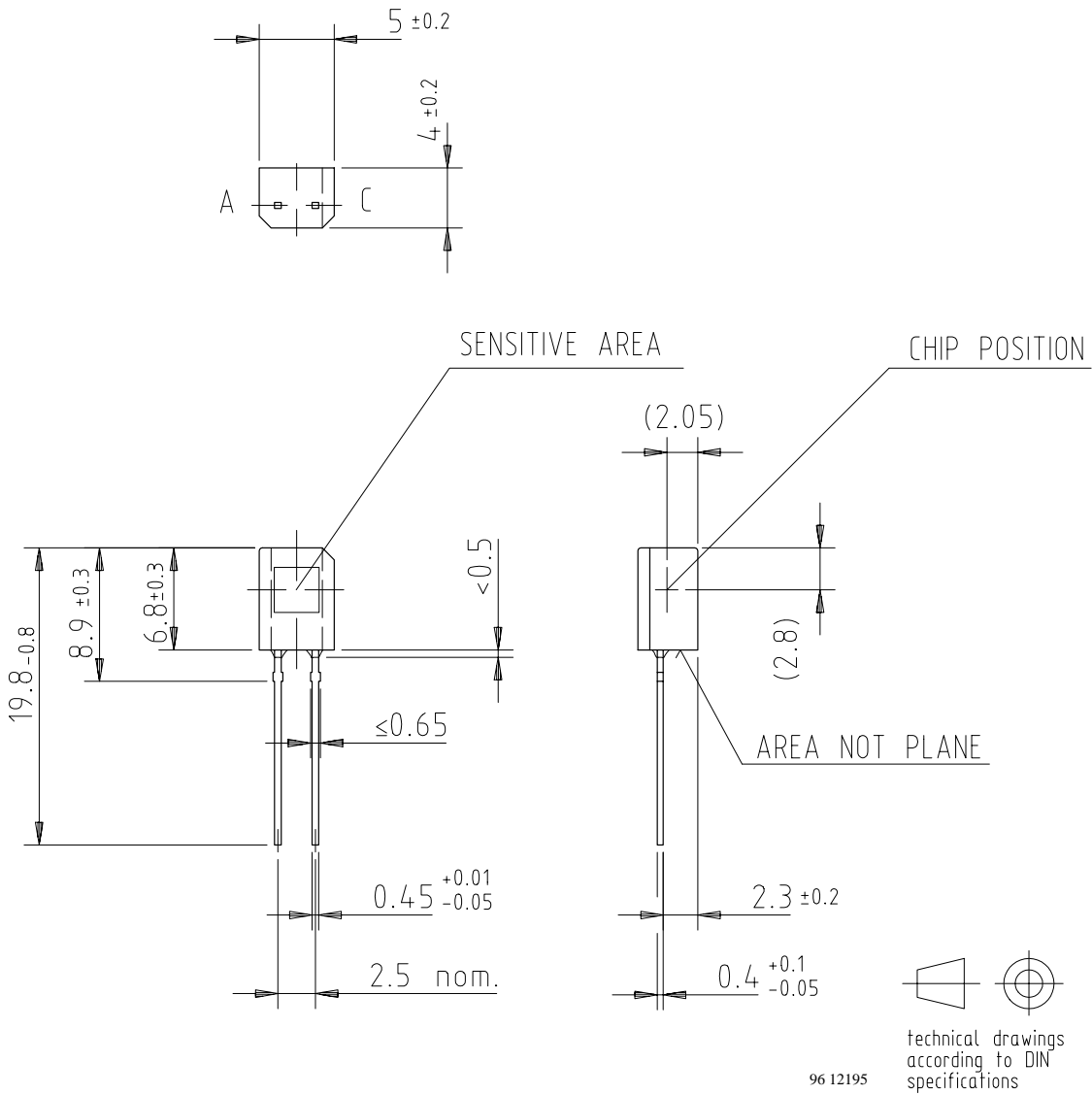
Figure 7. Relative Radiant Sensitivity vs. Angular Displacement



94 8407

Figure 5. Diode Capacitance vs. Reverse Voltage

### Dimensions in mm





## Ozone Depleting Substances Policy Statement

It is the policy of **Vishay Semiconductor GmbH** to

1. Meet all present and future national and international statutory requirements.
2. Regularly and continuously improve the performance of our products, processes, distribution and operating systems with respect to their impact on the health and safety of our employees and the public, as well as their impact on the environment.

It is particular concern to control or eliminate releases of those substances into the atmosphere which are known as ozone depleting substances (ODSs).

The Montreal Protocol (1987) and its London Amendments (1990) intend to severely restrict the use of ODSs and forbid their use within the next ten years. Various national and international initiatives are pressing for an earlier ban on these substances.

**Vishay Semiconductor GmbH** has been able to use its policy of continuous improvements to eliminate the use of ODSs listed in the following documents.

1. Annex A, B and list of transitional substances of the Montreal Protocol and the London Amendments respectively
2. Class I and II ozone depleting substances in the Clean Air Act Amendments of 1990 by the Environmental Protection Agency (EPA) in the USA
3. Council Decision 88/540/EEC and 91/690/EEC Annex A, B and C (transitional substances) respectively.

**Vishay Semiconductor GmbH** can certify that our semiconductors are not manufactured with ozone depleting substances and do not contain such substances.

**We reserve the right to make changes to improve technical design and may do so without further notice.**

Parameters can vary in different applications. All operating parameters must be validated for each customer application by the customer. Should the buyer use Vishay-Telefunken products for any unintended or unauthorized application, the buyer shall indemnify Vishay-Telefunken against all claims, costs, damages, and expenses, arising out of, directly or indirectly, any claim of personal damage, injury or death associated with such unintended or unauthorized use.

Vishay Semiconductor GmbH, P.O.B. 3535, D-74025 Heilbronn, Germany  
Telephone: 49 (0)7131 67 2831, Fax number: 49 (0)7131 67 2423